


Agilent E1472A

Six 1x4, 50 Ω RF Multiplexer

Data Sheet

- 1-Slot, C-size, register based
- Six 1x4 multiplexers
- Switch signals up to 1.3 GHz
- SMB male connectors for high performance
- Controls E1473A/E1475A RF expanders
- Tree-switching for high isolation, low VSWR



Agilent E1472A

Description

The Agilent E1472A 50 Ω RF Multiplexer is a **C-size, 1-slot, register-based VXI module**. It is the ideal choice to route test signals from your application to your test instruments (i.e., oscilloscope and spectrum, network, distortion analyzers, or other RF equipment). The E1472A is functionally identical to the E1474A except for output impedance.

The RF multiplexer can be used as six multiplexers or combined with others to form a larger tree-switched multiplexer or a limited stubless matrix. You can easily and inexpensively expand the E1472A via the E1473A 50 Ω RF multiplexer expander or via the E1475A 75 Ω RF multiplexer expander.

The E1472A can easily be programmed with SCPI commands to scan multiple channels, where each channel is switched to its common, one at a time. This module is arranged as six independent banks of channels (Bank 0 through Bank 5), each acting as a 1x4 one-wire multiplexer. Only one channel in each bank can be connected to its common at any time. The multiplexer relays are arranged in a tree-switched configuration, providing high isolation and low VSWR. Each channel consists of a nonlatching armature relay.

Refer to the Agilent Technologies Website for instrument driver availability and downloading instructions, as well as for recent product updates, if applicable.

Configuration

Each channel consists of a non-latching armature relay. At power-on or reset, channels 00, 10, ... 50 are connected to COM 00, 10, ... 50, respectively, and all other channels are open (unterminated).

The RF multiplexer can be used as six multiplexers or combined with others to form a larger tree-switched multiplexer or a limited stubless matrix as shown in the accompanying diagram.

To expand the E1472A refer to the E1473A 50Ω RF multiplexer expander or the E1475A 75Ω RF multiplexer expander. The E1472A can control other external relays requiring 5V, 12V, or 24V drive.

Cables and Connectors

Various 50 Ω cables are available from Agilent for connecting to the SMB connectors on the front panel of the multiplexer.

Adapters and other connectors are also available. Connectors are also available from Johnson Components.

Johnson Components:

U.S.A. Tel.: 1-800-247-8256
Outside U.S.A. Tel.: (507) 835-6222
Fax.: (507) 835-8356

Product Specifications

Input

Maximum voltage (center or shield-to-center, shield or chassis): 42 V

Maximum current (per channel or common):

DC: 1 A
AC rms: 1 A

Maximum power (per channel or common):

DC: 24 W
AC: 24 VA

DC

Maximum thermal offset: 6 μV

Closed channel resistance (typical): <1 Ω initial

Insulation resistance (between any two terminals): >10E8 Ω ≤40 °C, ≤65% RH

AC

Note: For AC performance, ZL=ZS=ZO, ≤40 °C, RH ≤95% for C-size, RH ≤65% for B-size

Characteristic impedance (Zo): 50 Ω

Insertion loss:

<10 MHz: <0.1 dB
<100 MHz: <0.4 dB
<500 MHz: <0.9 dB
<1.3 GHz: <1.5 dB
<3 GHz (typ): <8.0 dB

Crosstalk (channel-to-channel):

<10 MHz: <-90 dB
<100 MHz: <-80 dB

Crosstalk (channel-to-channel, one channel closed or channel-to-common) (terminated):

<200 MHz: n/a
<500 MHz: <-62 dB
<1.3 GHz: <-50 dB
<3 GHz (typ): n/a

VSWR:

<10 MHz: <1.05
<100 MHz: <1.15
<200 MHz: n/a
<500 MHz: <1.35
<1.3 GHz: <1.5
<3 GHz: n/a

Risetime: <300 ps

Signal delay: <3 ns

Capacitance:

Center-shield: n/a
Chassis-shield: n/a

General Characteristics

Relays: Non-latching armature

Power up/down state: All open

Minimum relay life:

No load: 5x10E6 operations
Rated load: 10E5 operations

General Specifications

VXI Characteristics

VXI device type: Register based, A16, slave only

Size: C

Slots: 1

Connectors: P1/2

Shared memory: None

VXI busses: None

C-size compatibility: n/a

Instrument Drivers

See the Agilent Technologies Website (http://www.agilent.com/find/inst_drivers) for driver availability and downloading.

Command module

firmware: Downloadable

Command module

firmware rev: A.02

I-SCPI Win 3.1: Yes

I-SCPI Series 700: Yes

C-SCPI LynxOS: Yes

C-SCPI Series 700: Yes

Panel Drivers: Yes

VXIplug&play Win

Framework: Yes

VXIplug&play Win95/NT

Framework: Yes

VXIplug&play HP-UX

Framework: No

Module Current

| | I_{PM} | I_{DM} |
|---------|----------|----------|
| +5 V: | 0.1 | 0.1 |
| +12 V: | 0.36 | 0.01 |
| -12 V: | 0 | 0 |
| +24 V: | 0 | 0 |
| -24 V: | 0 | 0 |
| -5.2 V: | 0 | 0 |
| -2 V: | 0 | 0 |

Cooling/Slot

Watts/slot: 6.00

ΔP mm H₂O: 0.10

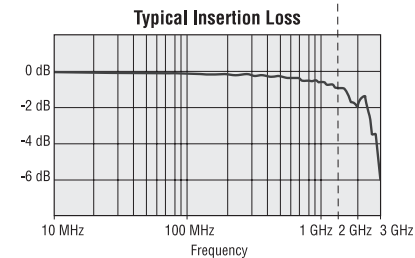
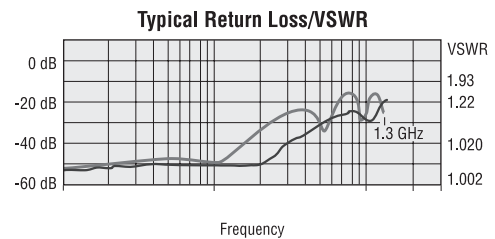
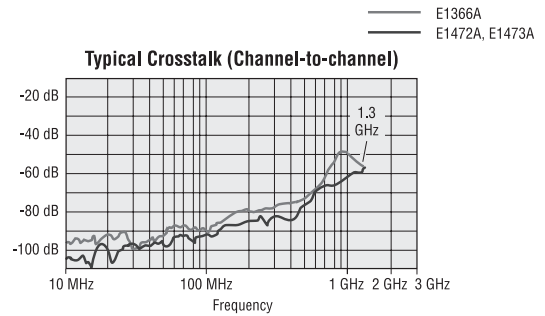
Air Flow liter/s: 0.50

Ordering Information

| Description | Product No. |
|------------------------------------|-------------|
| Six 1x4 50 Ω RF Multiplexer | E1472A |
| Service Manual | E1472A 0B3 |



Agilent E1472A front panel detail



Related Literature

2000 Test System and VXI Catalog CD-ROM,
Agilent Pub. No. 5980-0308E (detailed specifications for VXI products)

2000 Test System and VXI Catalog,
Agilent Pub. No. 5980-0307E (overview of VXI products)

1998 Test System and VXI Products Data Book,
Agilent Pub. No. 5966-2812E

Online

Internet access for Agilent product information, services and support
www.agilent.com/find/tmdir

VXI product information
www.agilent.com/find/vxi

Defense Electronics Applications
www.agilent.com/find/defense_ATE

Agilent Technologies VXI Channel Partners
www.agilent.com/find/vxichanpart

Agilent Technologies' HP VEE Application Website
www.agilent.com/find/vee

Agilent Technologies Data Acquisition and Control Website
www.agilent.com/find/data_acq

Agilent Technologies Instrument Driver Downloads
www.agilent.com/find/inst_drivers

Agilent Technologies Electronics Manufacturing Test Solutions
www.agilent.com/go/manufacturing

Get assistance with all your test and measurement needs at
www.agilent.com/find/assist
or check your local phone book for the Agilent office
near you.

Agilent Technologies' test and measurement service/support commitment

Agilent strives to maximize the value our test and measurement products give you, while minimizing your risk and service/support problems. We work to ensure that each product is realistically described in the literature, meets its stated performance and functionality, has a clearly stated global warranty, and is supported at least five years beyond its production life. Our extensive self-help tools include many online resources (www.agilent.com).

Experienced Agilent test engineers throughout the world offer practical recommendations for product evaluation and selection. After you purchase an Agilent product, they can provide no-charge assistance with operation verification and basic measurement setups for advertised capabilities. To enhance the features, performance, and flexibility of your test and measurement products—and to help you solve application challenges—Agilent offers free or extra-cost product options and upgrades, and sell expert engineering, calibration, and other consulting services.

Phone or Fax

United States:
(tel) 1 800 829 4444

Canada:
(tel) 1 877 894 4414
(fax) (905) 282 6495

China:
(tel) 800 810 0189
(fax) 800 820 2816

Europe:
(tel) (31 20) 547 2323
(fax) (31 20) 547 2390

Japan:
(tel) (81) 426 56 7832
(fax) (81) 426 56 7840

Korea:
(tel) (82 2) 2004 5004
(fax) (82 2) 2004 5115

Latin America:
(tel) (305) 269 7500
(fax) (305) 269 7599

Taiwan:
(tel) 0800 047 866
(fax) 0800 286 331

Other Asia Pacific Countries:
(tel) (65) 6375 8100
(fax) (65) 6836 0252
(e-mail) tm_asia@agilent.com

Data Subject to Change
© Agilent Technologies, Inc. 2000
Printed in the U.S.A. May 1, 2004
5965-5611E



Agilent Technologies